
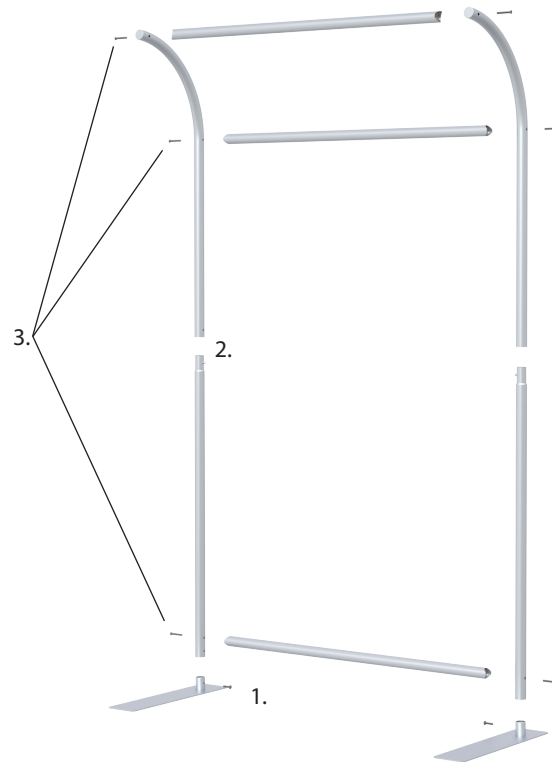
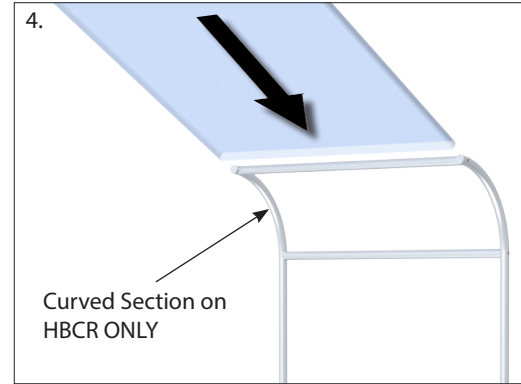




# Classic and Crest Graphic Headboard™ - HB Series

1. Connect base plate to lower upright using the screws provides
2. Connect the upper upright to the lower upright using the push-button connection on the uprights.
3. Connect the crossbars to the uprights using the countersunk screws provided.
4. Slide the graphic downward over the frame.



HB39CR shown



HB39LS shown